



SWEETS & SNACKS



anuga
SELECT
Brazil

www.anuga-brazil.com.br
SÃO PAULO, 09.-11.04.2024



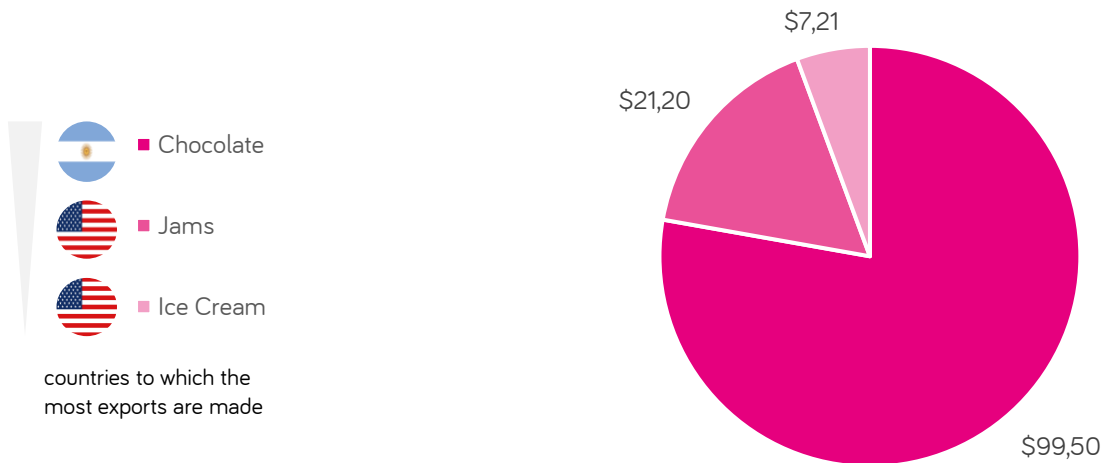
Sweets & snacks CAGR 22-27*

\$13,57B USD $\xrightarrow{+3,12\%}$ \$15,82B USD

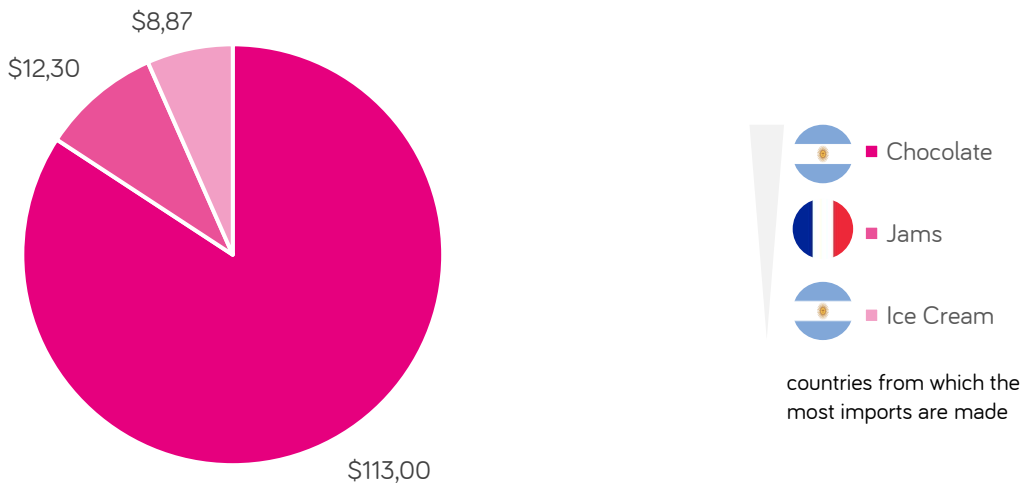
Per capita*

Turnover 2022: \$63,03 USD
Consumption 2022: 14,47 kg
Sales volumes 2023: -0,3%

2020 sweets & snacks export in USD million: \$127,91M**



2020 sweets & snacks import in USD million: \$134,17M**



*statista outlook Consumer Markets October 2022 **Brazil (BRA) Exports, Imports, and Trade Partners | OEC - The Observatory of Economic Complexity





SWEETS & SNACKS

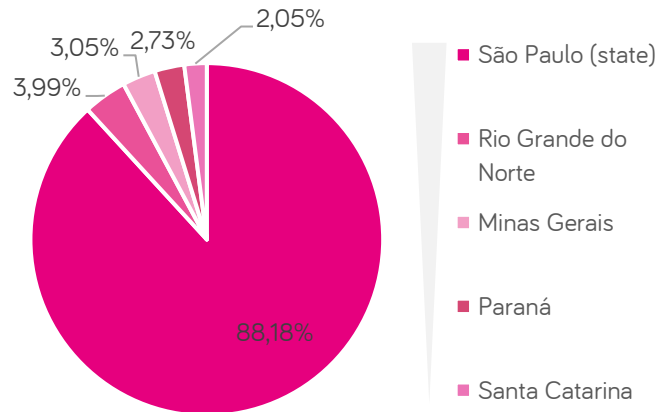
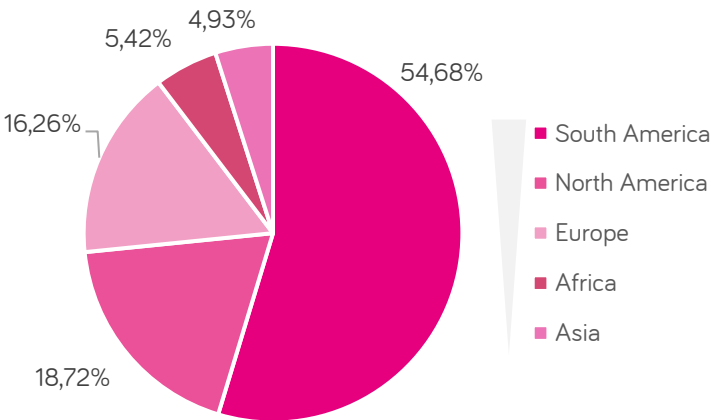


www.anuga-brazil.com.br
SÃO PAULO, 09.–11.04.2024



Origin of international visitors interested in sweets & snacks

Origin of national visitors interested in sweets & snacks



100% of all ANUFOOD Brazil sweets & snacks exhibitors are from Brazil!

The top 10 branches visitors, interested in sweets & snacks, work in:

