



www.anuga-brazil.com.br  
SÃO PAULO, 09.-11.04.2024



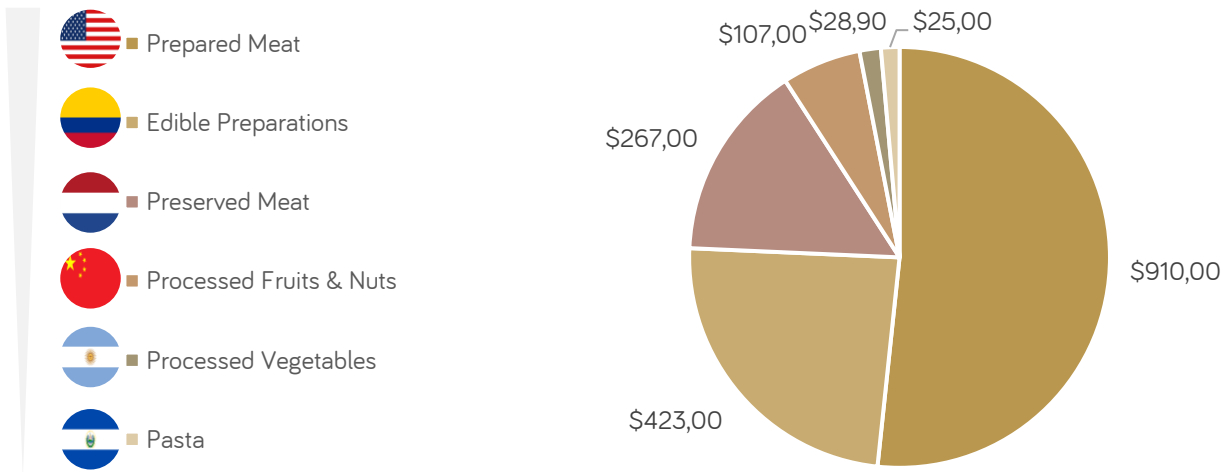
Sauces & spices CAGR 22-27\*

Oils CAGR 22-27\*

\$2,14B USD  $\xrightarrow{+5,74\%}$  \$2,82B USD

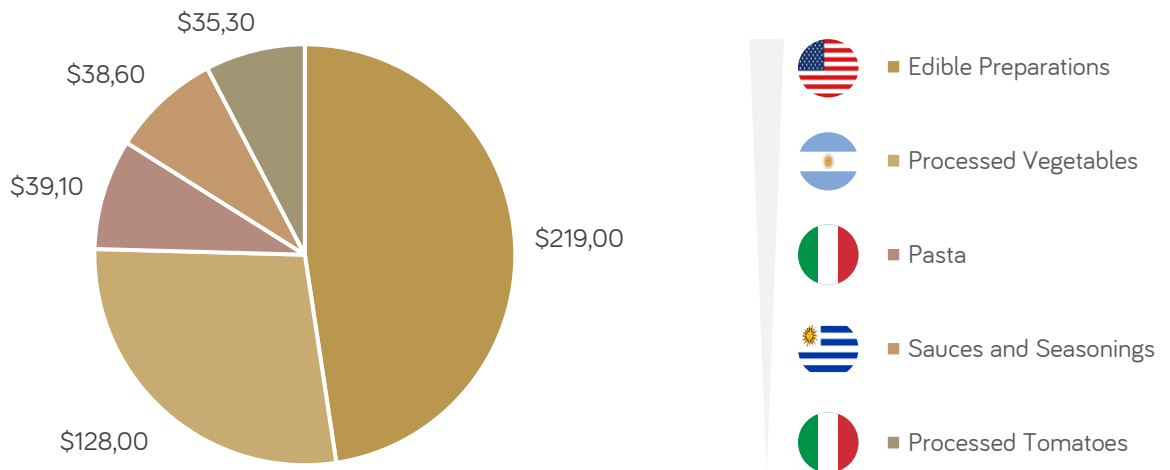
\$5,74B USD  $\xrightarrow{+5,99\%}$  \$7,68B USD

2020 fine food export in USD million: \$1.340,90M\*\*



countries to which the most exports are made

2020 fine food import in USD million: \$460,00\*\*

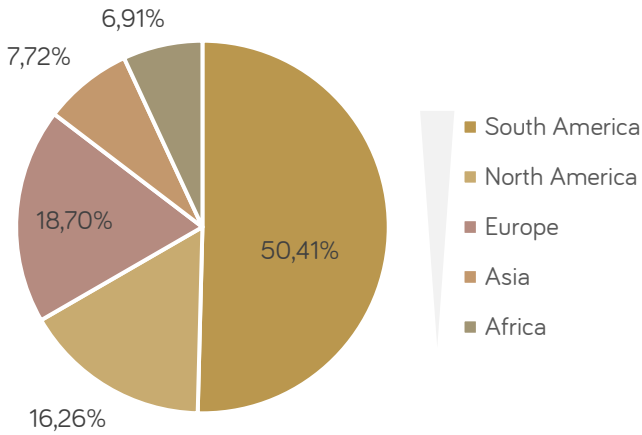


\*statista outlook Consumer Markets October 2022 \*\*Brazil (BRA) Exports, Imports, and Trade Partners | OEC - The Observatory of Economic Complexity

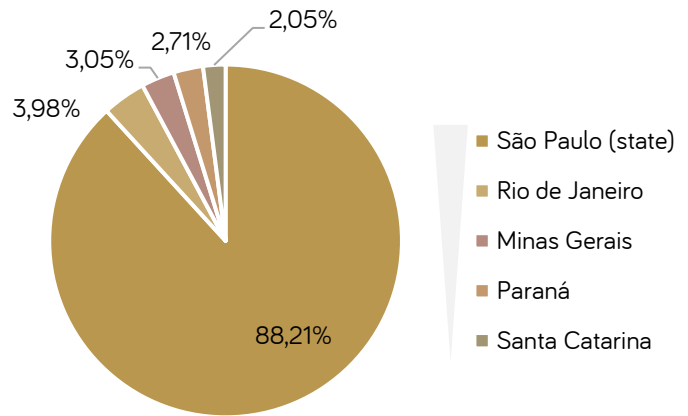




### Origin of international visitors interested in fine food



### Origin of national visitors interested in fine food



**25% of all ANUFOOD Brazil fine food exhibitors are from abroad!**

### The top 10 branches visitors, interested in fine food, work in:

