



www.anuga-brazil.com.br
SÃO PAULO, 09.-11.04.2024



Dairy CAGR 22-27*
\$17,72B USD

-0,1%


\$17,63B USD

Milk substitutes CAGR 22-27*
\$54M USD

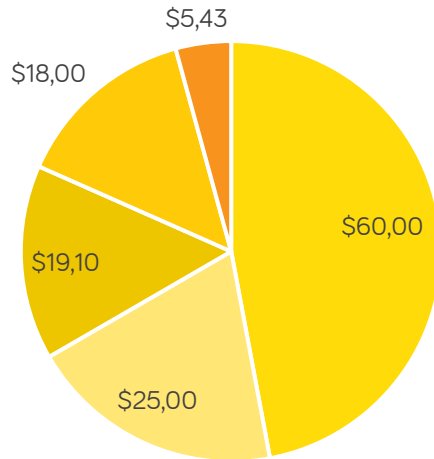
+8,94%

\$35M USD

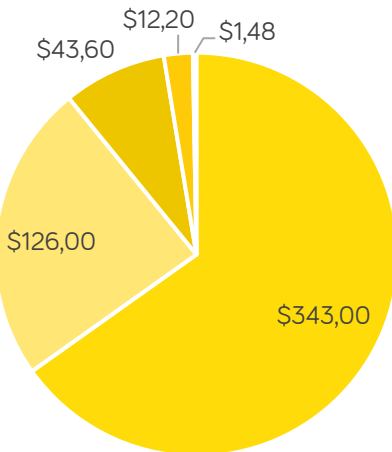
2020 dairy export in USD million: \$110,43M**

-  Eggs
-  Concentrated Milk
-  Cheese
-  Milk
-  Processed Egg Products

countries to which the most exports are made



2020 dairy import in USD million: \$526,28**



-  Concentrated Milk
-  Cheese
-  Eggs
-  Butter
-  Fermented Milk Products

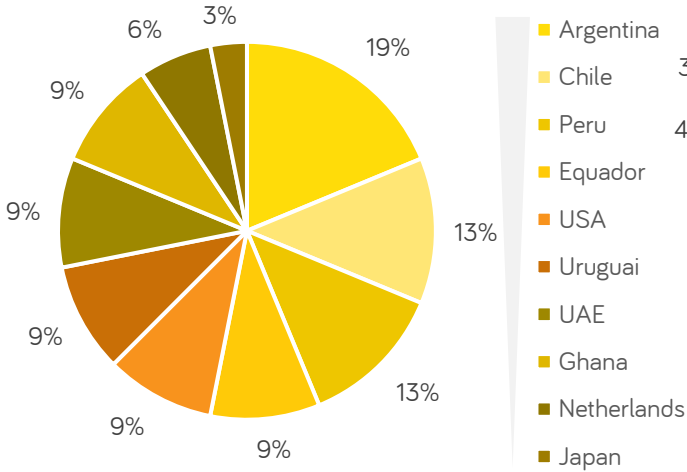
countries from which the most imports are made

*statista outlook Consumer Markets Mai 2022 **Brazil (BRA) Exports, Imports, and Trade Partners | OEC - The Observatory of Economic Complexity

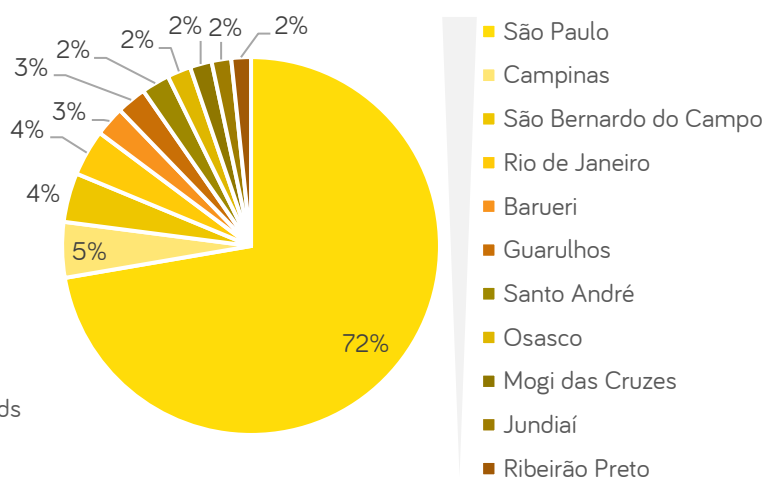




Origin of international visitors interested in dairy



Origin of national visitors interested in dairy



50% of all ANUFOOD Brazil dairy exhibitors are from abroad!

The top 10 branches visitors, interested in dairy, work in:

